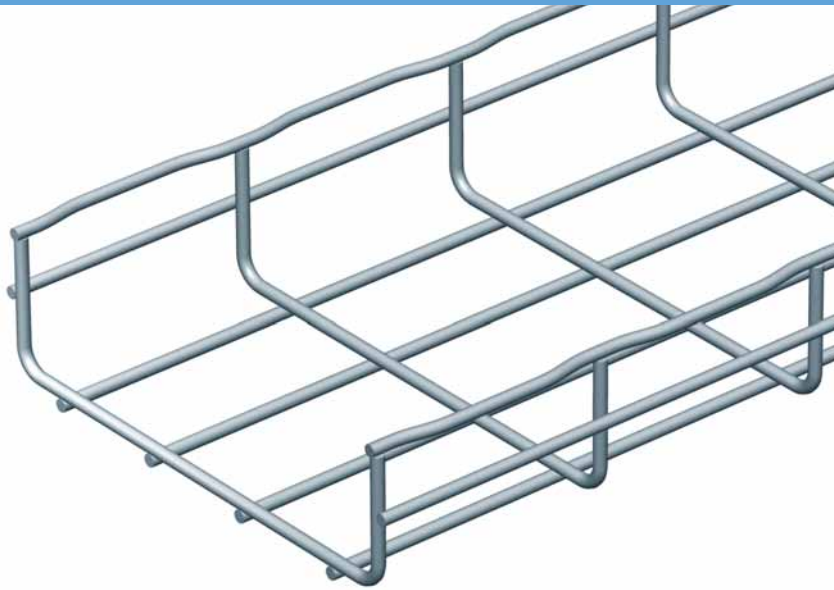


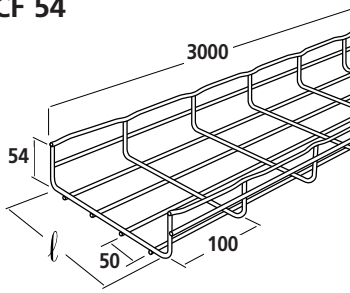


CF 54 54 mm 50 → 600 mm 3m



- CF 54/50
- CF 54/100
- CF 54/150
- CF 54/200
- CF 54/300
- CF 54/400
- CF 54/450
- CF 54/500
- CF 54/600

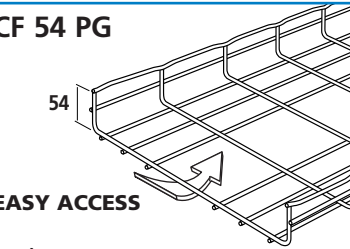
CF 54



(mm)

	l mm	$\frac{KG}{m}$ kg/m	PG	EZ	GC	304L	316L
CF 54/50	50	0,61	000 060	000 061	000 063	000 068	000 064
CF 54/100	100	0,76	000 070	000 071	000 073	000 078	000 074
CF 54/150	150	1,01	000 080	000 081	000 083	000 088	000 084
CF 54/200	200	1,32	000 090	000 091	000 093	000 098	000 094
CF 54/300	300	1,99	000 100	000 101	000 103	000 108	000 104
CF 54/400	400	2,97	-	000 201	000 203	000 208	000 204
CF 54/450	450	3,17	000 250	000 251	000 253	-	-
CF 54/500	500	3,37	-	000 301	000 303	000 308	000 304
CF 54/600	600	3,79	-	000 401	000 403	000 408	000 404

CF 54 PG

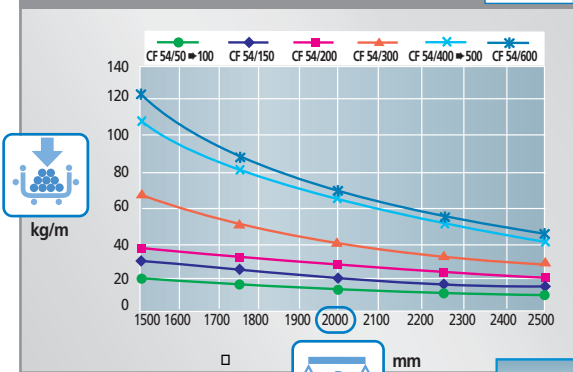


(mm)

	l mm	$\frac{KG}{m}$ kg/m	PG	
CF 54/400 PG	400	2,9	000 200	
CF 54/500 PG	500	3,4	000 300	
CF 54/600 PG	600	5,0	000 400	

PG - EZ - GC

P2000



304L - 316L

P1500

